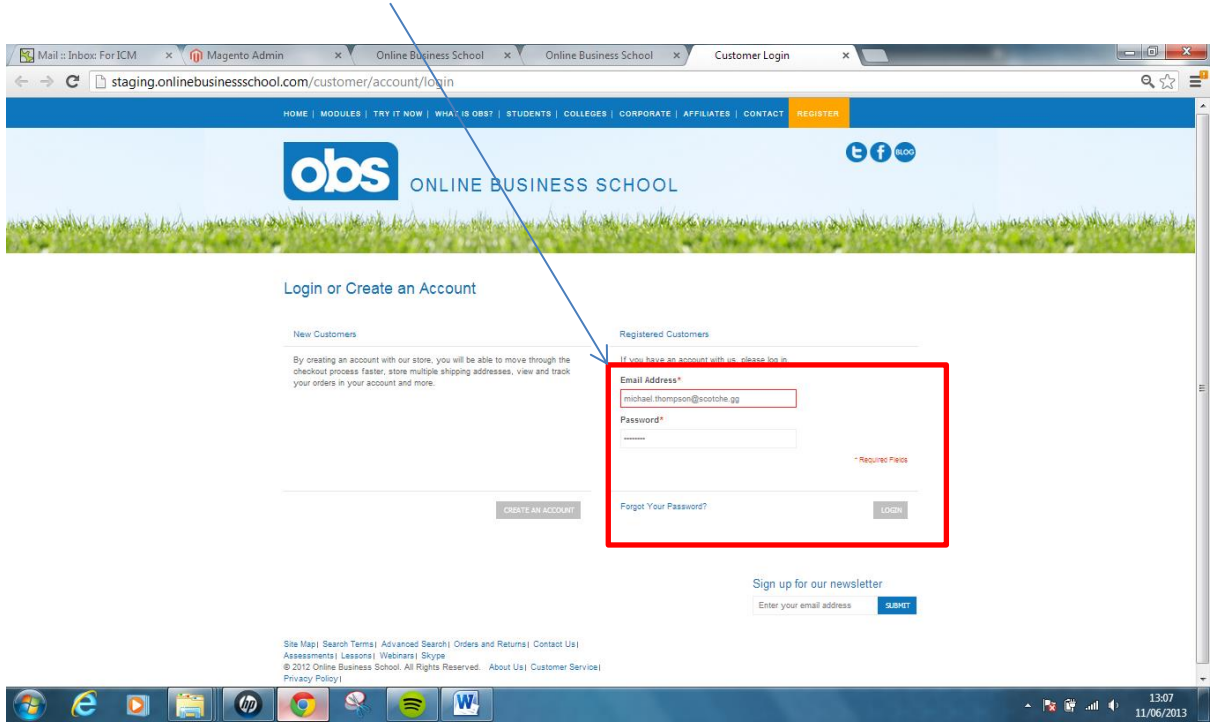


A Step by Step guide in how to access the modules

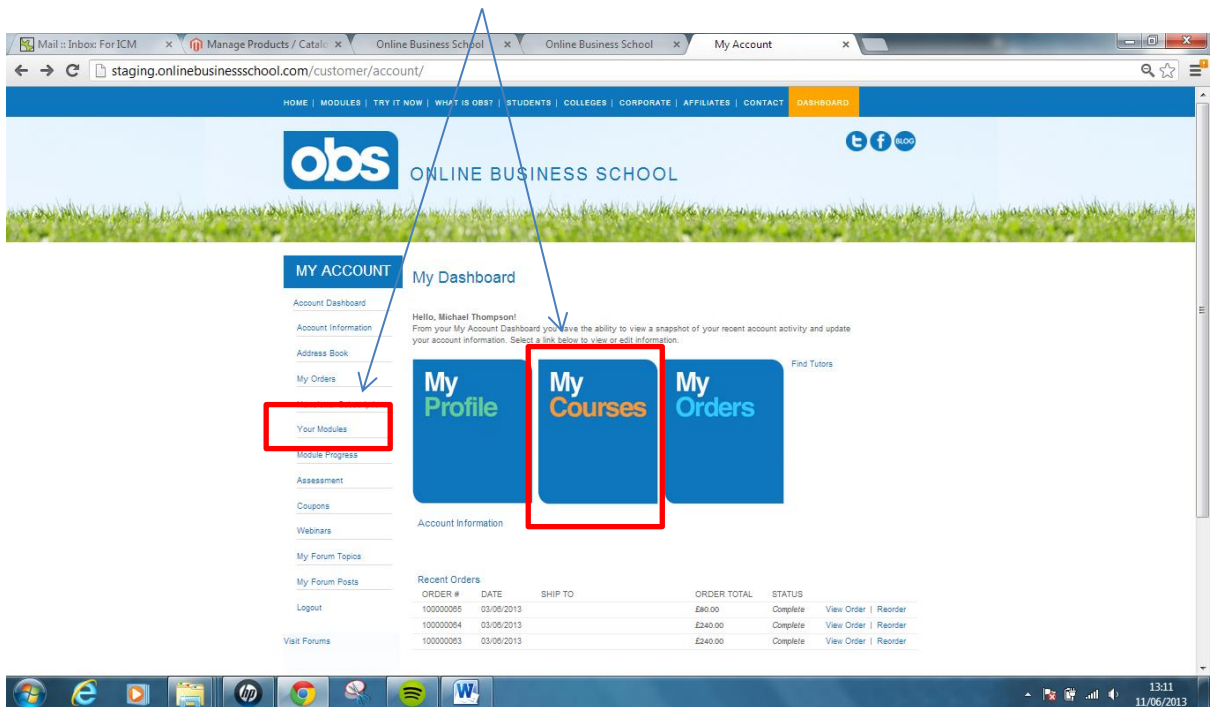
1. Visit <http://learn.onlinebusinessschool.com/customer/account/login/>, and login with the following details:

Username: test@obs.com

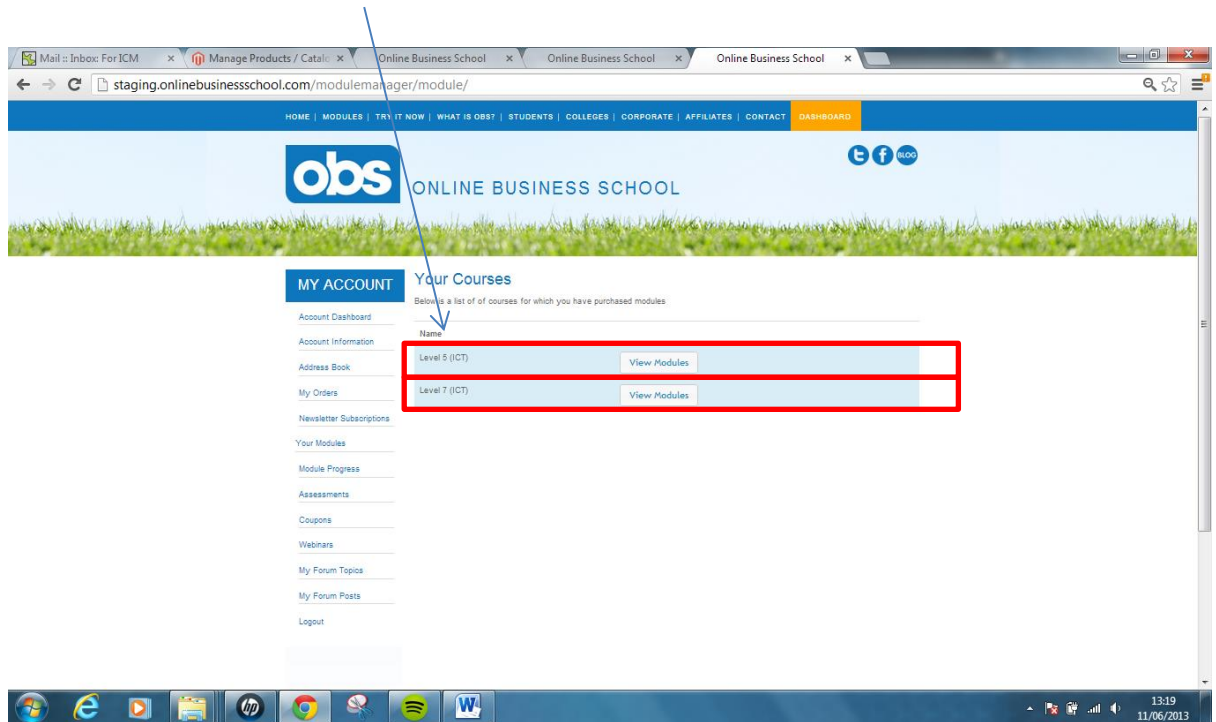
Password: 123456



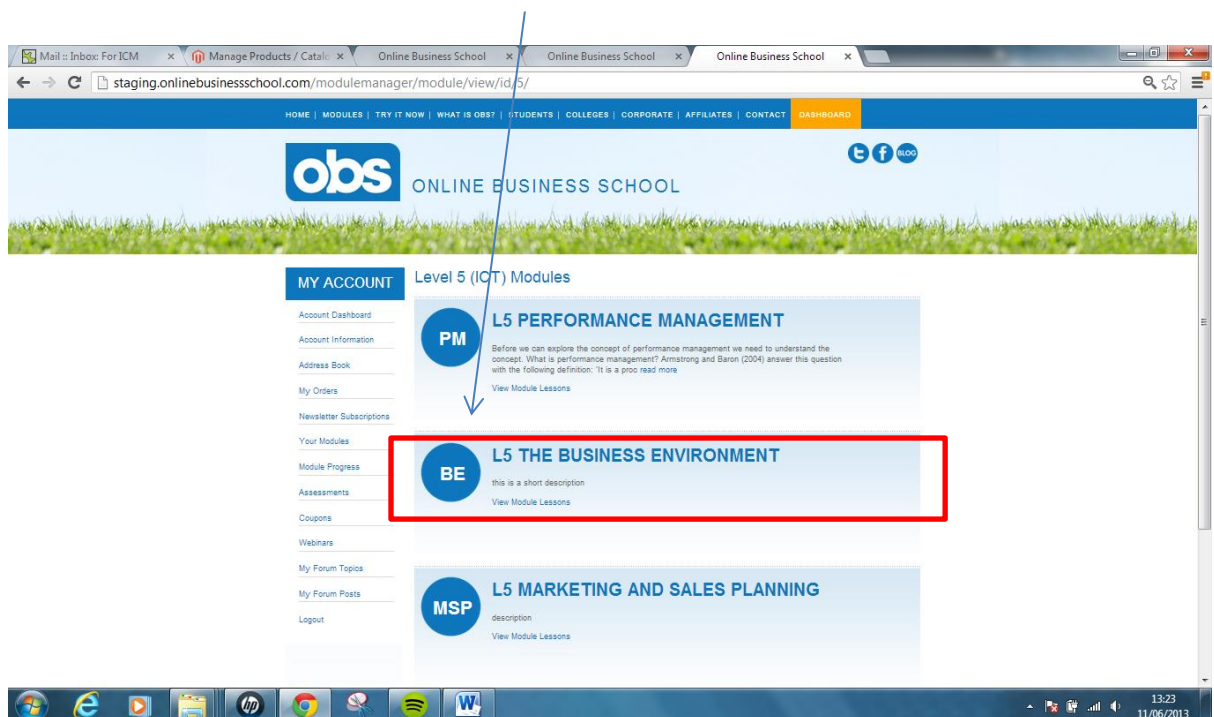
2. After logging in click on either 'Your modules' or 'My courses'



3. Depending on what level the user is studying the modules will appear here, but if the user has purchased both level 5 and level 7 then the user will have the following option, 'Level 5' and 'level 7'



4. In this example we will go ahead and click through to the 'level 5' modules, to view the 'level 7' modules the process is exactly the same. As you can see all the purchased modules will appear here, We will go ahead and click on 'L5 business Environment' in this example:



5. Once clicked on the introduction the module will appear:

The screenshot shows a web browser window with the URL staging.onlinebusinessschool.com/lessonmanager/lesson/index/id/32/. The page features the Online Business School (OBS) logo and navigation menu. The main content area is titled "L5 The Business Environment" and includes a text introduction, a diagram of environmental influences, and a caption. The diagram is a circular model with "Internal Environment" at the center, surrounded by "Micro-environment" (Political, Economic, Social, Technological, Environmental, Legal) and "Macro-environment" (Political, Economic, Social, Technological, Environmental, Legal). The page also has sidebars for "Your Lessons", "Forum Links", "Supporting Tutors", and "Upcoming webinars".

6. To click through each lesson, you can do this from the left hand column:

The screenshot shows a web browser window with the URL staging.onlinebusinessschool.com/lessonmanager/lesson/index/id/51/. The page features the Online Business School (OBS) logo and navigation menu. The main content area is titled "Managing Projects" and includes an "Introduction" section with a photograph of the Three Gorges Dam. The page also has sidebars for "Your Lessons", "Forum Links", "Tutor Support", and "Upcoming Webinars". A red box highlights the "Your Lessons" sidebar, which lists the following topics: "Managing Projects", "Projects: The Basics", "Initiation, Definition and Planning", "Implementation", "Monitoring, Control and Closure", and "Summary".

7. Once inside a lesson, to navigate through the pages click on the page numbers located on both the top and bottom of each page:

